

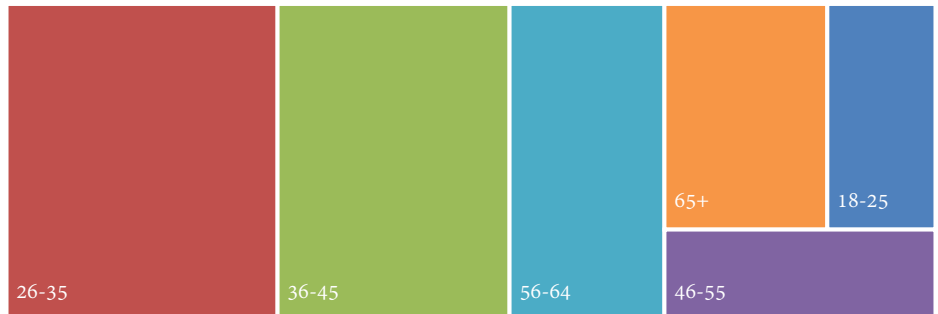
Community Helpers of Rutherford County

Mid-Year Report


Community Helpers of Rutherford County administered 572 Social Determinants of Health assessments in Q 1 & 2. This assessment identifies prior & current substance misuse, as well as risk for future misuse.

Using the SDoH assessment, 24 households were identified as being impacted by SUD/ODU and enrolled in ROB assistance services.

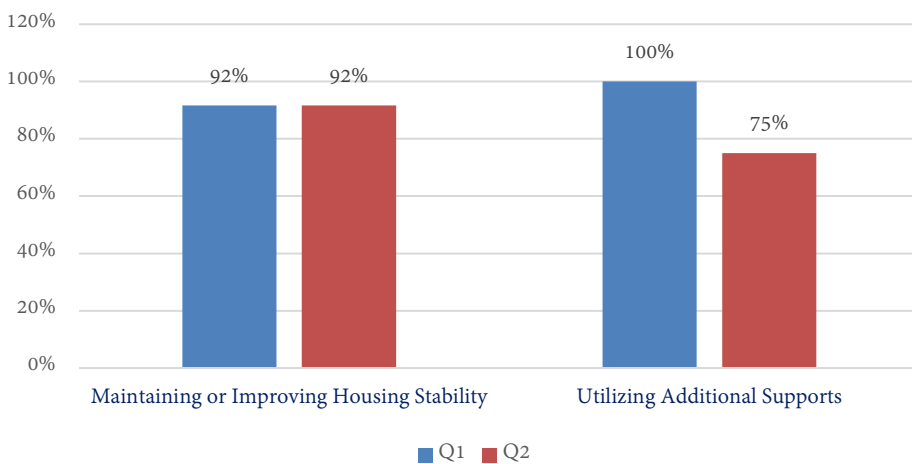
Head of Household Age



Assistance and Services Provided to Participating Families




Household Stability



92% of households were able to maintain or improve their housing stability while engaged in services. In Q1 100% of households utilized additional services, in Q2 the number of households utilizing those supports decreased by 25%.

Positive Change in SDoH Scores



The SDoH assessment is administered at each case management meeting. This allows for multiple data points to reveal positive or negative movement in the household's stability and risk as measured by SDoH.